



H5P

DualAFS learning eLearning workshop

14MAR2023

hannu.viitala@savonia.fi

H5P is an abbreviation for HTML5 Package



H5P



H5P

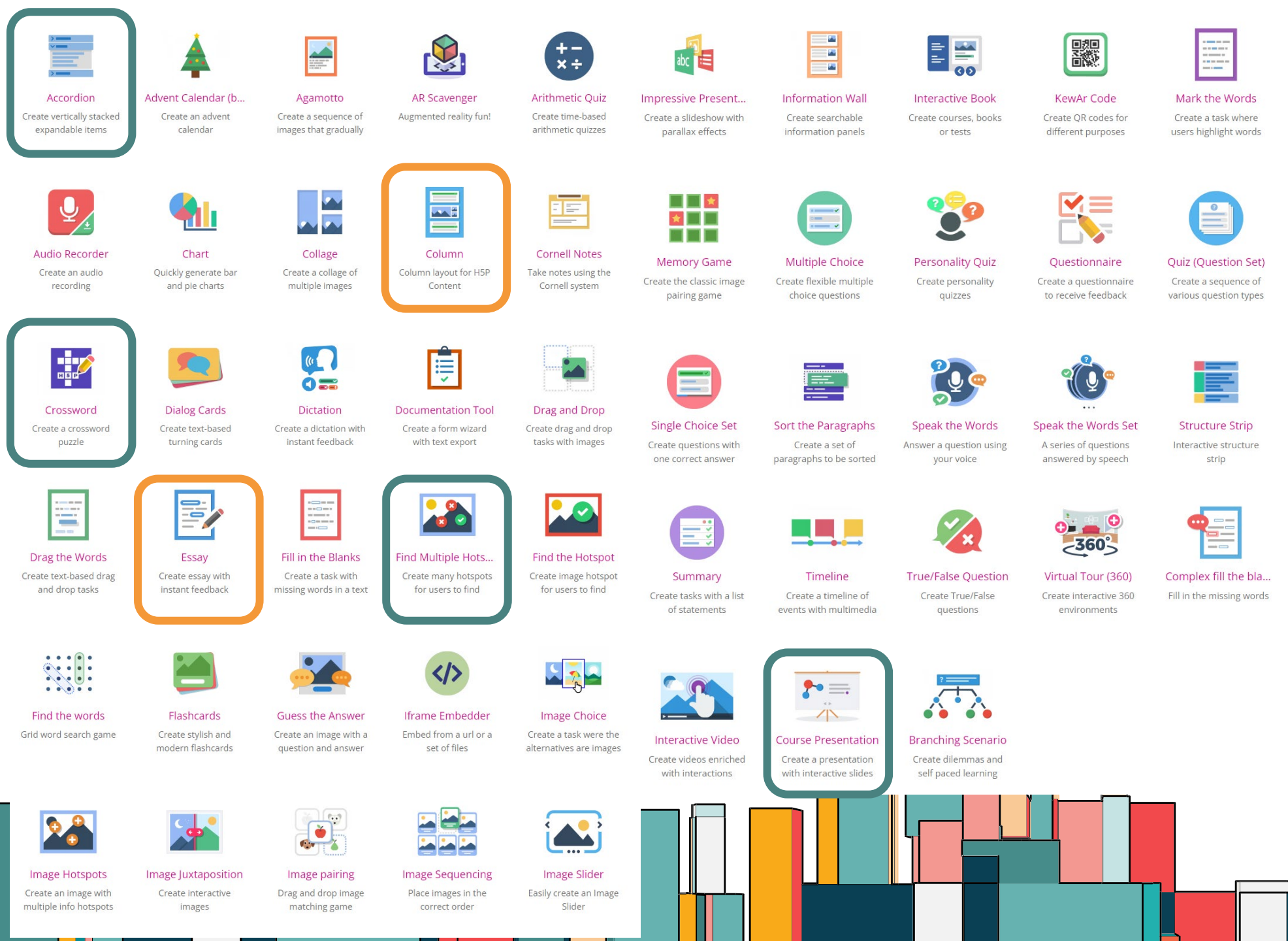
H5P makes it easy to create interactive content by providing a range of content types for various needs

Four examples:

- 1) Accordion
- 2) Course presentation
- 3) Find multiple hotspot
- 4) Crossword

Tip 1
Column is mostly used

Tip 2
Essay provides automatic feedback on the report



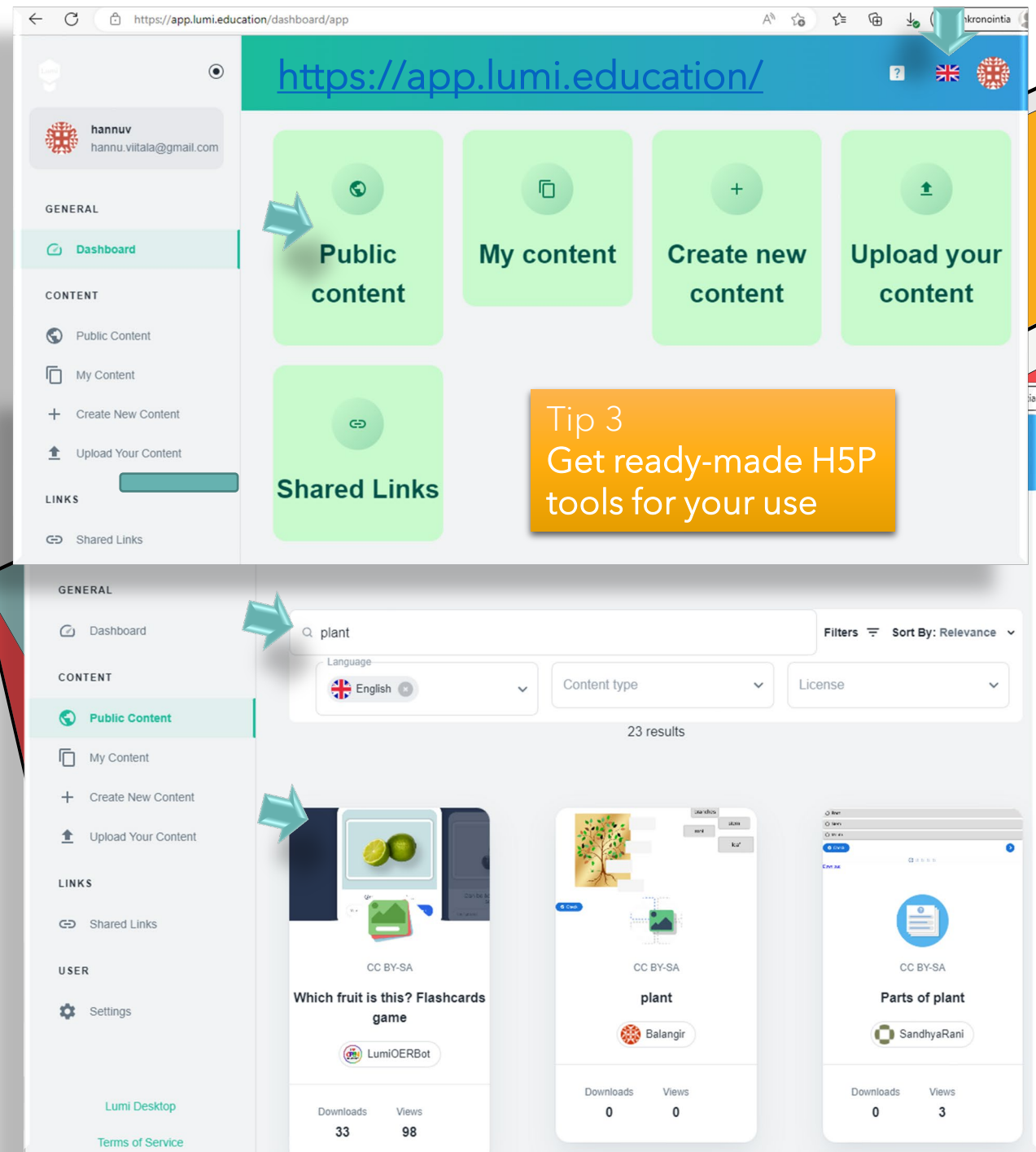
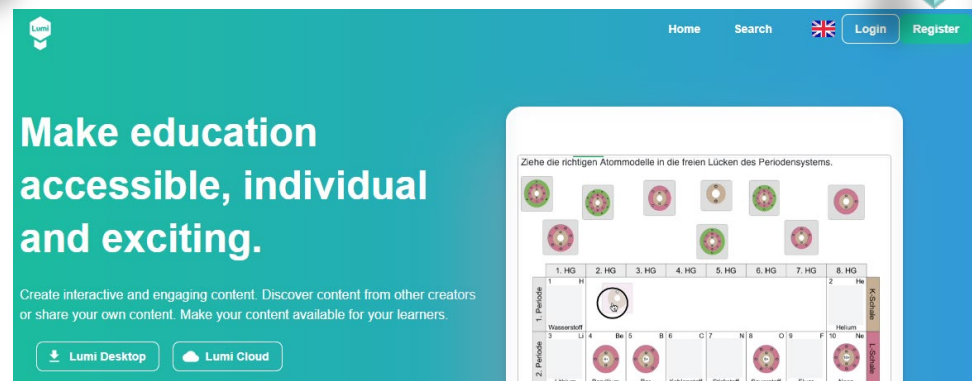
H5P

H5P tools are well suited for e.g. for the **student's** independent practice and revision.

If you are planning an **exam or another larger learning task that affects the course evaluation**, consider e.g. Moodle exam or Assignment, which have more extensive evaluation settings and, for example, the possibility of timing.

[H5P.org](https://h5p.org) Examples and downloads

➔ [H5P Lumi](https://app.lumi.education/) for start using H5P



H5P-TASKS FOR THIS WORKSHOP

1. H5P Lumi

- Start with H5P-Lumi
- Register with you Gmail-address

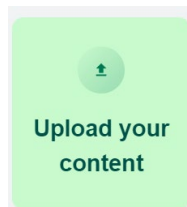
<https://app.lumi.education/>

2. Search pre-made H5P content

- Look for pre-made H5P content
- Search, for example, with the search term plants

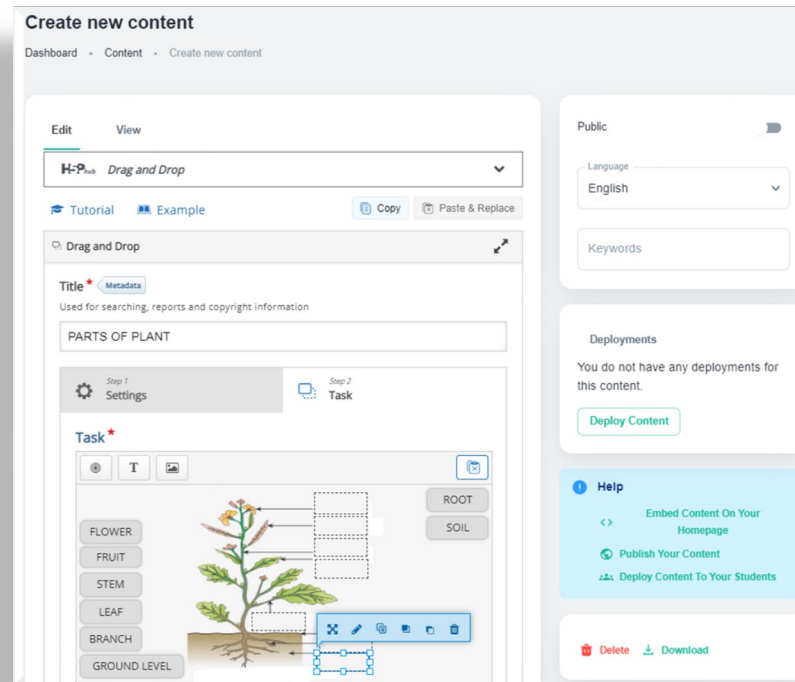
3. Download and Upload

- Download content
- Upload content



4. Edit content

- Make changes and save



5. Share your H5P

- Deploy your content
- To deploy your content, generate a link and share it with others
- Give your deployment name e.g. Plant test
- Enable data collection
- Save your deployment
- Copy link and share with others

6. Check out other products

You have completed this part 17 of 17 in the entire Learning eLearning course.

