

# Micro-courses as a tool for continuous learning

**International Conference on Agriculture and Life Science  
ICOALS III**

**2.11.2021**

*Hannu Viitala, Kati Partanen, Ardita Jahja-Hoxha*  
**Savonia UAS**

Micro-courses  
as a tool for  
continuous  
learning

## What is Micro- course?

- In short, a micro-course is a very short course
- it does not make credits
- but it makes you think,
- arouses interest in the subject
- and at the same time the participant learns the content of the micro-course

- The micro-course can be your own independent study package
- or part of some other course or learning assignment
  - it takes 15 minutes, half an hour, an hour or two to complete the micro-course
  - however, it is short and executable (eksikiutabul) at once

OpenEdu SAVONIA

Etusivu / Valikko

# Dual AFS learning eLearning

SISÄLTÖ

Micro-course: Online Course for Working Life

Welcome to introduction to Online Course for Working Life

Start

Micro-course: Online Course for Working Life

Welcome to test

Course plan (final task)

Evaluation

Feedback

Table of contents

Käytä uudelleen

Upota



## Micro-courses as a tool for continuous learning

## What is continuous learning?

The screenshot shows the OpenEdu SAVONIA website. The header includes the OpenEdu and SAVONIA logos. The main navigation bar has links for Etusivu / Valikko. The page title is 'Dual AFS learning eLearning'. The left sidebar contains a table of contents with links to Introduction, Assignments, Micro-course: Online Course for Working Life, eLearning tools and equipment, Teams, and Course plan (final task). The main content area displays the title 'Micro-course: Online Course for Working Life' and a welcome message. It states that the course will take only 15-30 minutes plus 15-30 minutes for discussion. The objective is to help teachers design online courses for working people. A pink box highlights two bullet points: 'it means lifelong learning' and 'which is usually done alongside the work'. A green box contains the text 'In working life, there is often no time to complete courses, or degrees' followed by two bullet points: 'still need to evolve to meet the new demands of working life' and 'Micro-courses are the solution to this'. The bottom of the page shows a video player with a 'Welcome to test' button and a 'high quality online course!' message. The footer includes a 'Table of contents' link, a page number '1 / 21', and navigation buttons for 'Käytä uudelleen' and 'Upota'.

OpenEdu SAVONIA

Etusivu / Valikko

### Dual AFS learning eLearning

SISÄLTÖ

- [Introduction](#)  
Eteneminen: 0 / 2
- [Assignments](#)  
Eteneminen: 0 / 1
- [Micro-course: Online Course for Working Life](#)  
Eteneminen: 0 / 6
- [eLearning tools and equipment](#)
- [Teams](#)
- [Course plan \(final task\)](#)  
Eteneminen: 0 / 3
- [Evaluation](#)  
Eteneminen: 0 / 1
- [Feedback](#)  
Eteneminen: 0 / 1

## Micro-course: Online Course for Working Life

Welcome to introduction to Online Course for Working Life

This will take only **15 -30 minutes** + 15 -30 minutes for discussion, but you will get help and new ideas for a long time.

**Objective:** As a teacher, you know what kind of things to take into consideration when designing an online course for working people. In addition, you will get ideas and tips for creating courses. Students of continuous learning are a very heterogeneous group and there might be some who are on a web course for the first time in their life.

- it means lifelong learning
- which is usually done alongside the work

In working life, there is often no time to complete courses, or degrees

- still need to evolve to meet the new demands of working life
- Micro-courses are the solution to this

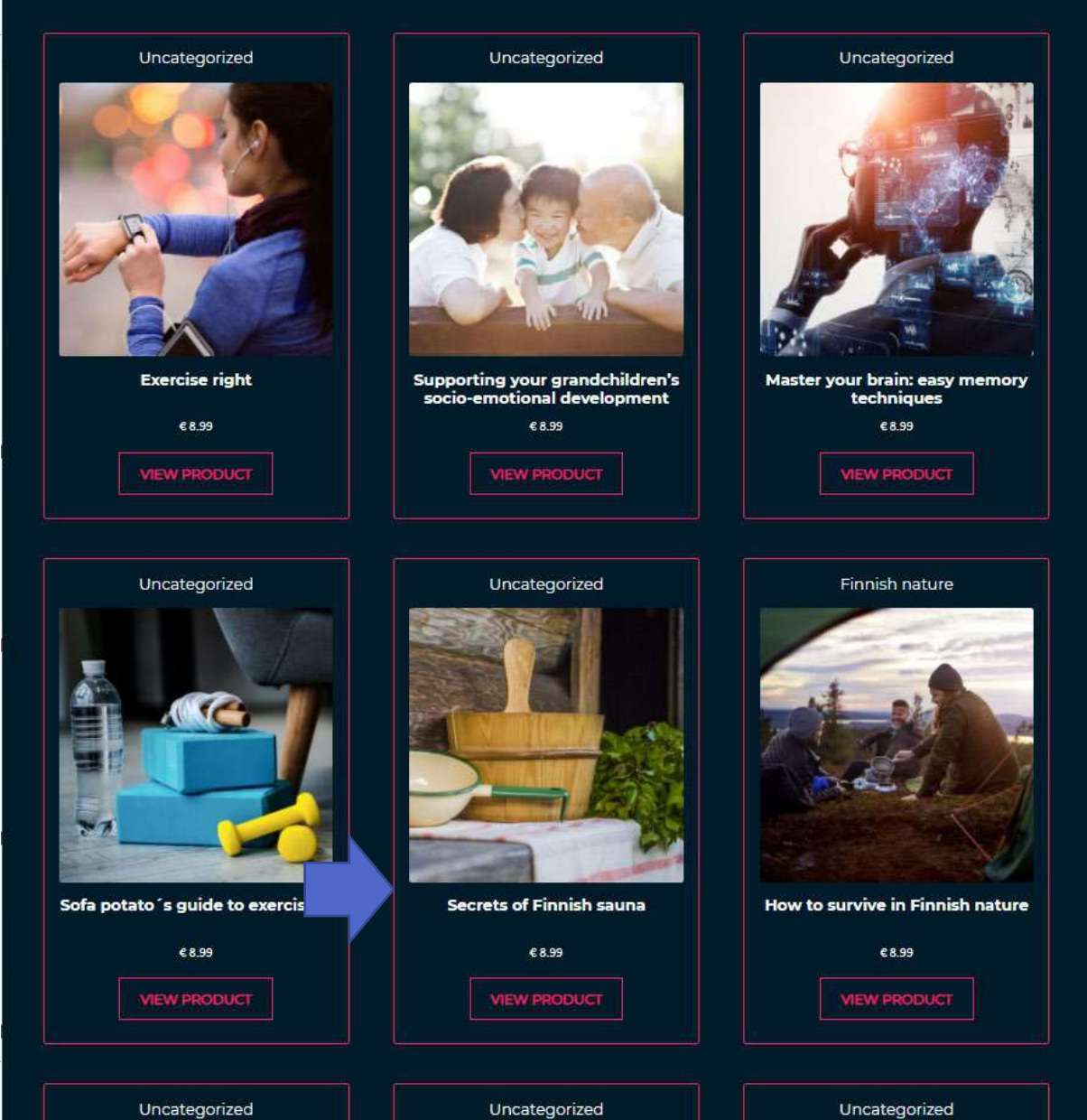
Welcome to test







high quality online course!

Table of contents 1 / 21

Käytä uudelleen Upota

## Examples of Micro-courses



Uncategorized	Uncategorized	Uncategorized
		
<b>Exercise right</b>	<b>Supporting your grandchildren's socio-emotional development</b>	<b>Master your brain: easy memory techniques</b>
€ 8.99	€ 8.99	€ 8.99
<a href="#">VIEW PRODUCT</a>	<a href="#">VIEW PRODUCT</a>	<a href="#">VIEW PRODUCT</a>
Uncategorized	Uncategorized	Finnish nature
		
<b>Sofa potato's guide to exercise</b>	<b>Secrets of Finnish sauna</b>	<b>How to survive in Finnish nature</b>
€ 8.99	€ 8.99	€ 8.99
<a href="#">VIEW PRODUCT</a>	<a href="#">VIEW PRODUCT</a>	<a href="#">VIEW PRODUCT</a>
Uncategorized	Uncategorized	Uncategorized

# Online Course for Working Life in OpenEdu-Moodle

OpenEdu SAVONIA

Etusivu / Valikko

## Dual AFS learning eLearning

SISÄLTÖ

- Introduction  
Eteneminen: 0 / 2
- Assignments  
Eteneminen: 0 / 1
- Teams
- Walls (Padlet, Flinga)  
Eteneminen: 0 / 1
- Course plan (final task)  
Eteneminen: 0 / 3
- Evaluation  
Eteneminen: 0 / 1
- Feedback  
Eteneminen: 0 / 1

### Micro-course: Online Course for Working Life

Welcome to introduction to Online Course for Working Life

This will take only **15 -30 minutes** + 15 -30 minutes for discussion, but you will get help and new ideas for a long time.

Online Course for Working Life in OpenEduMoodle has been prepared for DualAFS participants

- the aim is to study online courses in a practical way,
- to be able to create a working online course yourself
- and use digital tools effectively

part of a larger whole: Learning eLearning

- In practice, the micro-course is taken at the beginning of the course

Table of contents 1 / 21

Käytä uudelleen <> Upota



SAVONIA

# The OpenEduMoodle of the Online Course for Working Life is one entity

- with demonstration parts and learning nuts and tasks following them

SAVONIA

On an online course for working people the most important thing (tick one option):

- ☐ High quality content and material
- ☐ The widest and most up-to-date source material possible
- ☐ Collaborative activities

Check

multiple choice tasks

OpenEdu SAVONIA

Etusivu / Valikko

## Dual AFS learning eLearning

SISÄLTÖ

Introduction

Eteneminen: 0 / 2

Assignments

Eteneminen: 0 / 1

Micro-course: Online Course

for Working Life

Eteneminen: 0 / 6

eLearning tools and

## Micro-course: Online Course for Working Life

Welcome to Introduction to Online Course for Working Life

This will take only **15 -30 minutes** + 15 -30 minutes for discussion, but you will get help and new ideas for a long time.

**Objective:** As a teacher designing an online course, creating courses.

SAVONIA

I am free to use teaching material / photography with the following license label in a commercial online course.

CC BY-NC-ND 3.0

Turn

Card 1 of 3

as well as task cards

*Stop now to consider what insights you have gained so far.*

*Visit Flinga to see the insights of others and share yours too.*

[Flinga](#)

Once you have answered, you can close Flinga and return to continue your course.

short reporting tasks

It takes fifteen minutes to half an hour to do this

# Online Course for Working Life in OpenEduMoodle has been implemented with H5P



## Hosting

The creators of H5P will take care of all the technical challenges so that you, the authors, may focus entirely on the content. High end datacenters in the US, Australia and Europe.



## LMS Support

Integrate against the LMS of your choice. Through LTI you can track results directly in your learning management systems. Canvas, Blackboard, and Brightspace among others are supported.



## Video Optimization (coming)

Worry free upload of videos in any format or size with automatic transcoding and optimization for all devices.



## Better Tracking

More and better usage tracking with analysis will help you understand your students and create even better content.

## Features


h5p.org

This will take only 15-20 minutes + 15-20 minutes for discussion, but you will get help

- H5P is a versatile interactive and visual tool
- with which one can create a wide range of learning tasks
- and visual elements
- In this case, it is integrated into Moodle,
- but using H5P does not require Moodle
- H5P can be downloaded from **h5p.org**



yourself of how much you know about designing a course for working people. At the same time, you will get tips for designing a high quality online course!



## Flinga Wall

With Flinga Wall it is possible to collect students' comments, questions and answers quickly and easily for all to see.

# Flinga (wall) is used for reporting sections

- Flinga can be used at **flinga.fi**
- Padlet (padlet.com) and other walls work the same way

### Introduction

Eteneminen: 0 / 2

### Assignments

Eteneminen: 0 / 1

Micro-course: Online Course

for Working Life

Eteneminen: 0 / 6

eLearning tools and equipments

Learning Management

Systems

Eteneminen: 0 / 2

Teams

Eteneminen: 0 / 1

Open badge

Eteneminen: 0 / 2

Course plan (final task)

Eteneminen: 0 / 3

Evaluation

Eteneminen: 0 / 1

Feedback

Eteneminen: 0 / 1

This will take only **15 -30 minutes** + 15 -30 minutes for discussion, but you will get help and new ideas for a long time.

**Objective:** As a teacher, you know what kind of things to take into consideration when designing an online course for working people. In addition, you will get ideas and tips for creating courses. Students of continuous learning are a very heterogeneous group and there might be some, who are on a web course for the first time in their life.

*Stop now to consider what insights you have gained so far.  
Visit Flinga to see the insights of others and share yours too.*

[Flinga](#)

Once you have answered, you can close Flinga and return to continue this course.



# The instructional video has been implemented on Powtoon

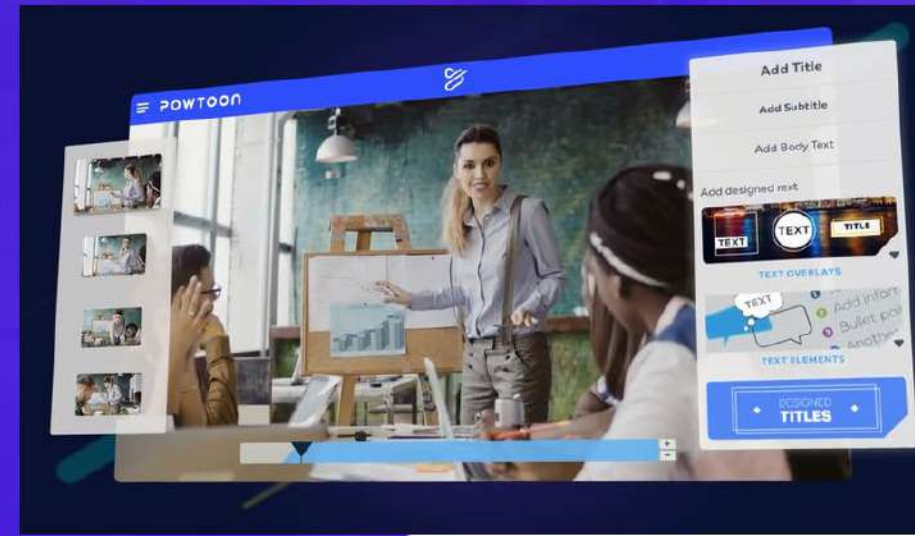
- with which you can add visual elements to PowerPoint presentations
- **www.powtoon.com**

## Create unique POWTOON

Powtoon is the visual communication platform that gives you the freedom to create professional and fully customized videos your audience will love. Sign up for a free trial today.

START NOW

[www.powtoon.com](http://www.powtoon.com)



for Working Life  
Eteneminen: 0 / 6

eLearning tools and  
equipments

Learning Management

Systems

Eteneminen: 0 / 2

Teams

Eteneminen: 0 / 1

Open badge

Eteneminen: 0 / 2

Course plan (final task)

Eteneminen: 0 / 3

Evaluation

Eteneminen: 0 / 1

Feedback

Eteneminen: 0 / 1

**Objective:** As a teacher, you know what kind of things to take into consideration when designing an online course for working people. In addition, you will get ideas and tips for creating courses. Students of continuous learning are a very heterogeneous group and there might be some, who are on a web course for the first time in their life.

SAVONIA

- ✓ Choose wallpaper: distinctive, not blending
- ✓ Avoid over, under and bright
- ✓ Looking towards the camera

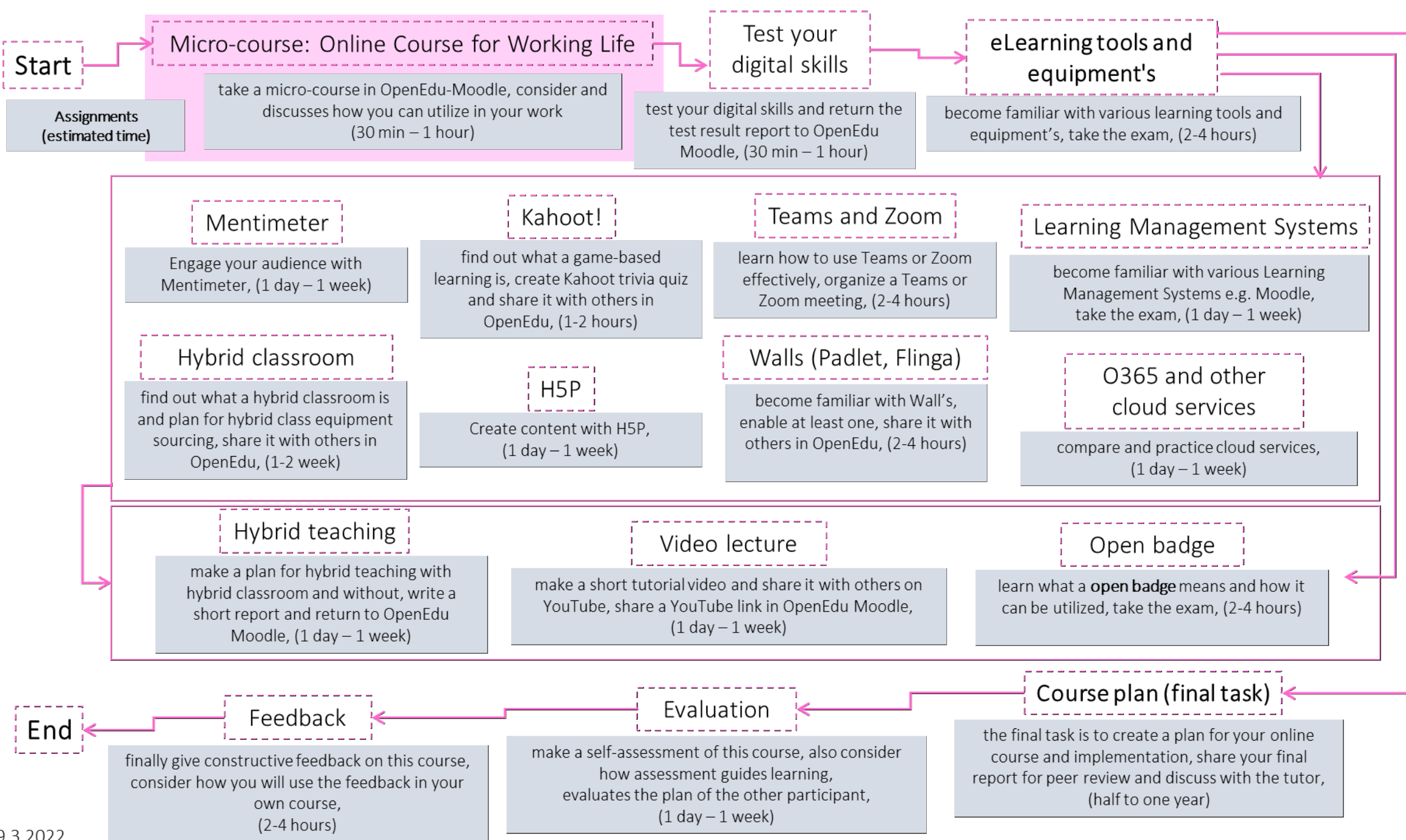


[www.savonia.fi](http://www.savonia.fi)

CREATED USING  
POWTOON

# Dual AFS learning eLearning process

[hannu.viitala@savonia.fi](mailto:hannu.viitala@savonia.fi)





# Examples of Savonia's micro-courses

Hevoselle heinää - heinän kuivaus ja säilöntä

Hevoselle heinää - lannan käyttö rehunteossa

Hevoselle heinää - pellot ja laitumet

Hevoselle heinää - rehukemia ja -analyysit

Luonnonvara-alan tiedeleirikoulu

Selkeyttä ja sparrausta hevosyrittäjille S3 mene

€Pelto

Hevosien lihavuuskunnon sekä lihaskunnon arvi

€Nurmi

Mastiitin ehkäisy ja hoitokäytännöt nyt ja tuleva

Tuotosseuranta terveydenhuoltoeläinlääkärin ty

Kryptosporidioosi naudalla

Exceliä eläinlääkäreille

Dual AFS learning eLearning

Navigation: KÄYTTÄJÄTIEDOT TYÖPÖYTÄ ARVIOINNIT ASETUKSET KIRJAUDU ULOS

Kurssit 2022

€Katetuotto


€Nurmi

€Pelto

€Tuotantokustannus

Dual AFS learning eLearning

Osaava farmari hanketoimijat



Welcome to test yourself of how much you know about designing a course for working people. At the same time, you will get tips for designing a high quality online course!


savonia.fi

Table of contents 1 / 21 ▶

Käytä uudelleen <> Upota H-P



# No time for digitalization?



# Do you want to study e-learning and develop your digital skills?



## Dual AFS learning eLearning

is a Moodle course where you can practice and learn eLearning

The start was in the autumn of 2021 (the pilot launched in spring 2021). The course will continue until 2023.

You can complete the course according to your own schedule. Reserve enough time and participate in the workshops.

**Welcome to the course!**

<https://openedu.savonia.fi/course/view.php?id=53>

Sign in to Moodle with your own **Gmail or Microsoft account**

Key is **DualAFS**